

# KULLEĠĠ SAN BENEDITTU

## Boys' Secondary, Kirkop

### HALF-YEARLY EXAMINATION – 2013/2014

---

FORM 3

ART AND DESIGN

TIME: Extended

---

EXPLORING AND DEVELOPING THE THEME OF

**BASIC SHAPES**

The examination will consist of Exploring and Developing a Theme through five sections through the following assessment objectives:

- |  |          |
|--|----------|
| A. Recording ideas and Observation.                      | 20 marks |
| B. Developing Ideas.                                     | 15 marks |
| C. Using resources, media and materials.                 | 15 marks |
| D. Making a personal, informed, and meaningful response. | 20 marks |
| E. Presentation of a portfolio of Work.                  | 30 marks |

**The total mark for this exam paper is: 100 marks**

## SECTION A: RECORDING IDEAS AND OBSERVATION

---

**1. Brainstorming: write all initial notes and ideas about the theme.**

**2. Observational drawings from primary sources.**

Look at the objects presented in your class and create a still-life drawing. Show that you are creating observational drawings to reflect the Basic Shapes theme.

**When drawing keep in mind to:**

- Make effective use of form and space,
- Be aware of the importance of the light and shade,
- Bring out texture found in the objects/artefacts being drawn,
- Realise a balanced observational drawing using the basic art elements.

**3. Drawings from secondary sources and photographs.**

In this section you are asked to further develop a set of drawings to:

- Record responses to direct experiences from observation or imagination,
- Investigate visual and other sources of information.

## SECTION B: DEVELOPING IDEAS

---

### What are the BASIC SHAPES?


Examples: 2D shapes, 3D shapes, shapes in human figure, movement in shapes, organic shapes etc...

#### 1. Explore information related to work of other artists, designers and craft people.

- Make sure to respond to works of other artists, craft-people in connection with your own work by adding sketches or notes;

#### 2. Analyse and understand your sources to further develop ideas in a personal way.

- The following images can help you think about possible ideas and can be used as a starting point. You are meant to explore and respond to other images.




Paul Klee




Harry Alden



Joan Miro




Albert Gleizes



Piet Mondrian




Pablo Picasso




Giacomo Balla



African Masks



Wassily Kandinsky



Robert Delaunay

## **SECTION C: USING RESOURCES, MEDIA AND MATERIALS**

---

- 1. Select and experiment with appropriate resources, media, materials, techniques and processes.**
- 2. Review, modify and refine work as it progresses.**

## **SECTION D: MAKING A PERSONAL, INFORMED AND MEANINGFUL RESPONSE**

---

- 1. Realise ideas and intentions.**
  - Demonstrate analytical and critical understanding as a response to your theme.
- 2. Refine and complete work.**

## **SECTION E: PRESENTATION OF A PORTFOLIO OF WORK**

---

The Art Portfolio is to contain evidence of the study skills developed during the scholastic year. These skills include investigation, documentation, experimentation, realisation, aesthetic awareness and spontaneous and Intuitive work.

<b>END OF EXAM</b>
--------------------